

CITY COLLEGES OF CHICAGO

Community College District No. 508

Headcount Enrollment Trends by Career (FY2019-FY2023)

Career	FY2019	FY2020	FY2021	FY2022	FY2023*	1-Year Change	5-Year Change
Semester Credit	50,559	46,522	40,986	38,358	40,133	5%	-21%
Adult Education	21,504	18,256	13,640	12,849	15,470	20%	-28%
Continuing Education	7,772	7,414	15,790	5,928	8,283	40%	7%
Total (CCC Unduplicated)	77,183	69,501	68,832	55,092	61,907	12%	-20%
Total (ICCB Unduplicated)	71,328	64,000	54,244	50,740	55,084	9%	-23%

*Preliminary as of April 24, 2023

Source: CCC Strategic Dashboard & OpenBook, Student Terms accessed 4/24/2023

FTE Enrollment Trends by Career (FY2019-FY2023)

Career	FY2019	FY2020	FY2021	FY2022	FY2023*	1-Year Change	5-Year Change
Semester Credit	23,147	21,448	18,630	16,928	17,720	5%	-23%
Adult Education	9,346	8,977	7,273	6,700	7,216	8%	-23%
Continuing Education	N/A	N/A	N/A	N/A	N/A	N/A	N/A
Total (Unduplicated)	32,494	30,425	25,903	23,627	24,936	6%	-23%

FTE enrollments exclude Special Interest/Community Education courses because they do not have a credit hour value.

*Preliminary as of April 24, 2023

Source: FY2023 Budget Book & OpenBook, Student Classes

CITY COLLEGES OF CHICAGO

Community College District No. 508

Degrees/Certificates Awarded and GED Completers Five Year Summary: FY2018 – FY2022

Award/Completer Type	FY2018	FY2019	FY2020	FY2021	FY2022	5-Year Total
Degrees Awarded	4,429	4,153	3,760	4,016	3,721	20,079
Certificates Awarded	3,592	3,511	2,763	2,195	2,612	14,673
General Education Credential (GECC)	N/A	N/A	2,668	1,752	1,417	5,837

Source: FY2022 CCC Statistical Digest

Average Class Size Trend, Fall 2018-2022 Credit, Adult Education, and Continuing Education

College	Semester Credit					Adult Education					Continuing Education				
	2018FA	2019FA	2020FA	2021FA	2022FA	2018FA	2019FA	2020FA	2021FA	2022FA	2018FA	2019FA	2020FA	2021FA	2022FA
DA	20.6	19.1	19.1	18.3	18.8	17.2	18.4	13.7	12.0	15.0	11.7	13.8	35.7	8.7	15.7
HW*	23.3	22.0	20.2	18.2	18.4	N/A	N/A	N/A	N/A	N/A	35.3	23.5	32.7	24.8	21.4
KK	16.4	14.4	14.0	13.3	15.6	16.3	18.1	14.9	14.7	12.5	14.9	11.9	8.0	7.5	6.4
MX	23.3	24.2	20.9	19.6	19.9	15.3	17.1	16.1	14.2	15.5	12.5	15.0	46.5	18.6	63.0
OH	16.7	14.7	15.6	14.3	16.0	14.8	12.3	15.3	13.0	12.0	9.0	8.2	29.0	10.8	11.2
TR	20.7	18.1	16.9	17.2	16.8	20.4	20.3	17.7	16.0	19.0	12.6	8.5	23.5	8.3	9.7
WR	22.4	20.1	19.4	18.8	19.4	19.8	19.7	19.6	16.0	16.8	10.6	10.3	21.1	11.0	13.7
CCC	21.4	20.0	18.9	17.7	18.2	18.0	18.5	16.4	14.3	16.1	12.3	12.0	28.4	12.1	21.1

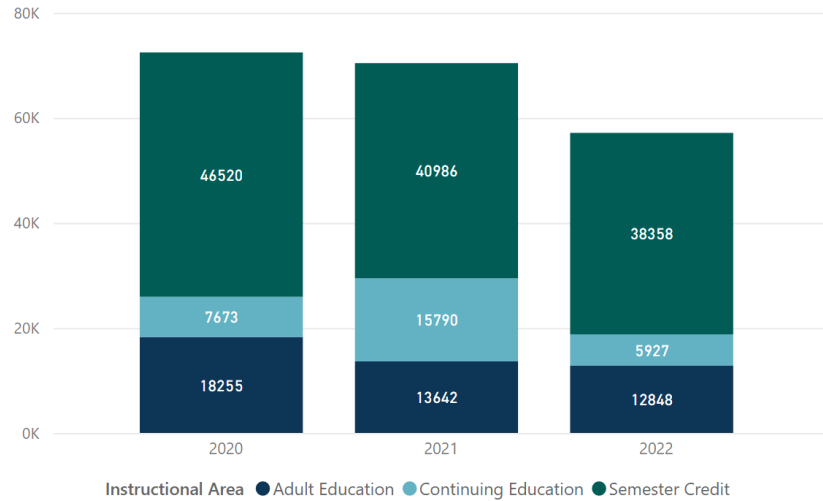
*Harold Washington phased out Adult Education in Fall 2007

CITY COLLEGES OF CHICAGO

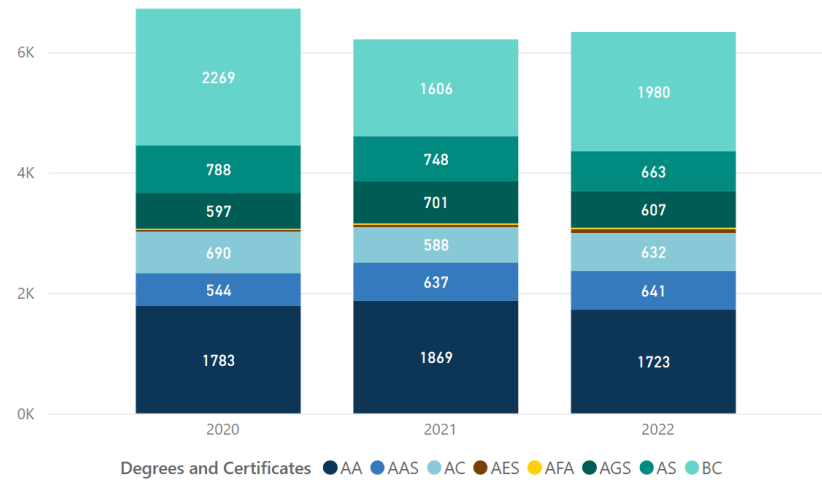
Community College District No. 508



Enrollment, by Instructional Area



Degrees and Certificates



Home College Enrolled

Fiscal Year

Instructional Area	2020	2021	2022
Semester Credit	46520	40986	38358
Continuing Education	7673	15790	5927
Adult Education	18255	13642	12848
Total	69496	68834	55090

Home College Awarded

Gender

Degree/Certificate Type	2020	2021	2022
AA - Associate of Arts	1783	1869	2454
AAS - Associate of Applied Science	544	637	756
AC - Advanced Certificate	690	588	697
AES - Associate of Engineering Science	29	36	76
AFA - Associate of Fine Arts	19	25	24
AGS - Associate of General Studies	597	701	702
AS - Associate of Science	788	748	789
BC - Basic Certificate	2269	1606	2252
GED	343		
Total	7062	6210	7750

Degrees & Certificates:

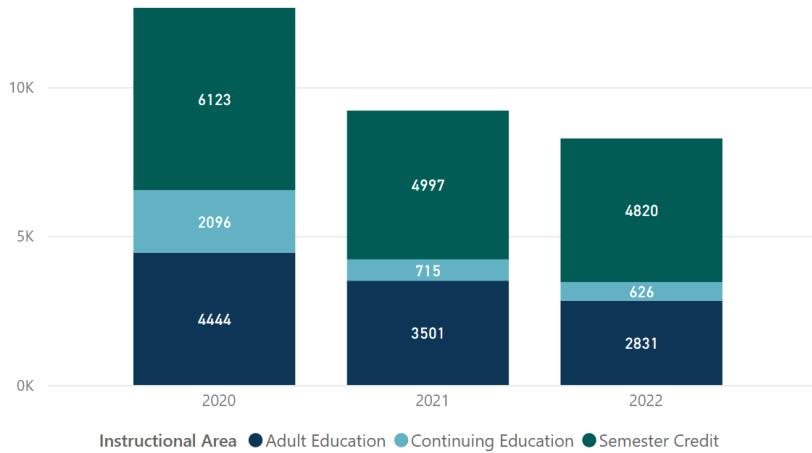
*2021 - 2022 GEDs are excluded due to data source changes.

CITY COLLEGES OF CHICAGO

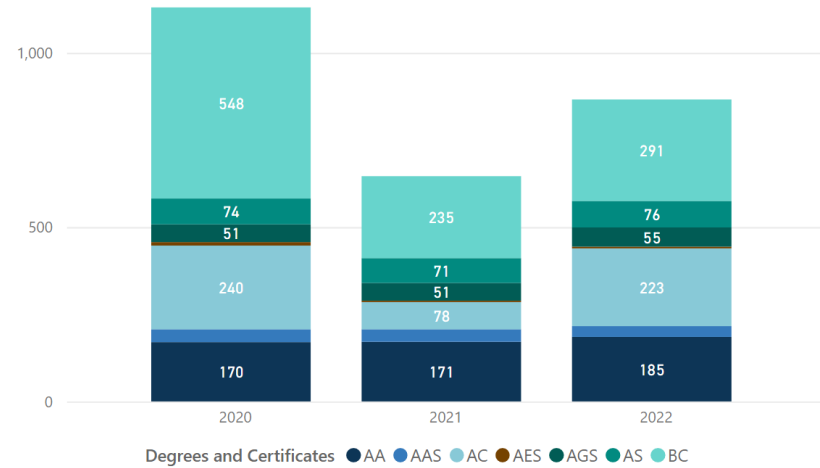
Community College District No. 508



Enrollment, by Instructional Area



Degrees and Certificates



Home College Enrolled

Fiscal Year

Instructional Area	2020	2021	2022
Semester Credit	6123	4997	4820
Continuing Education	2096	715	626
Adult Education	4444	3501	2831
Total	11869	9053	8001

Home College Awarded

Gender

Degree/Certificate Type	2020	2021	2022
AA - Associate of Arts	170	171	269
AAS - Associate of Applied Science	37	36	44
AC - Advanced Certificate	240	78	237
AES - Associate of Engineering Science	10	4	8
AFA - Associate of Fine Arts			1
AGS - Associate of General Studies	51	51	67
AS - Associate of Science	74	71	91
BC - Basic Certificate	548	235	319
GED	76		
Total	1206	646	1036

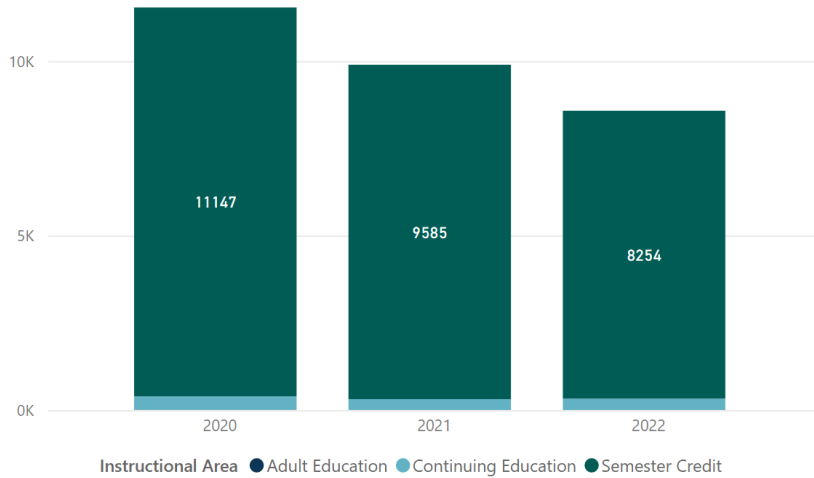
Degrees & Certificates:
 *2021 - 2022 GEDs are excluded due to data source changes.

CITY COLLEGES OF CHICAGO

Community College District No. 508



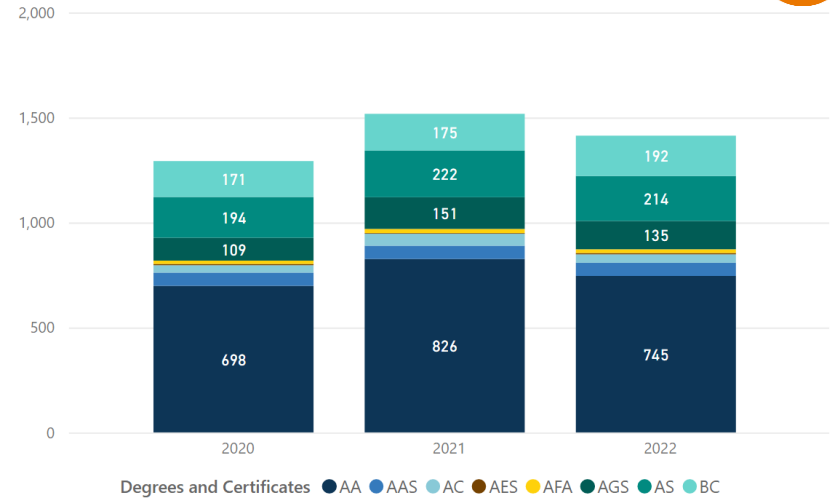
Enrollment, by Instructional Area



Home College Enrolled: Fiscal Year:

Instructional Area	2020	2021	2022
Semester Credit	11147	9585	8254
Continuing Education	387	312	325
Adult Education	5		
Total	11424	9836	8536

Degrees and Certificates



Home College Awarded: Gender:

Degree/Certificate Type	2020	2021	2022
AA - Associate of Arts	698	826	1004
AAS - Associate of Applied Science	63	63	94
AC - Advanced Certificate	35	57	61
AES - Associate of Engineering Science	6	3	8
AFA - Associate of Fine Arts	16	20	18
AGS - Associate of General Studies	109	151	171
AS - Associate of Science	194	222	263
BC - Basic Certificate	171	175	294
GED	20		
Total	1312	1517	1913

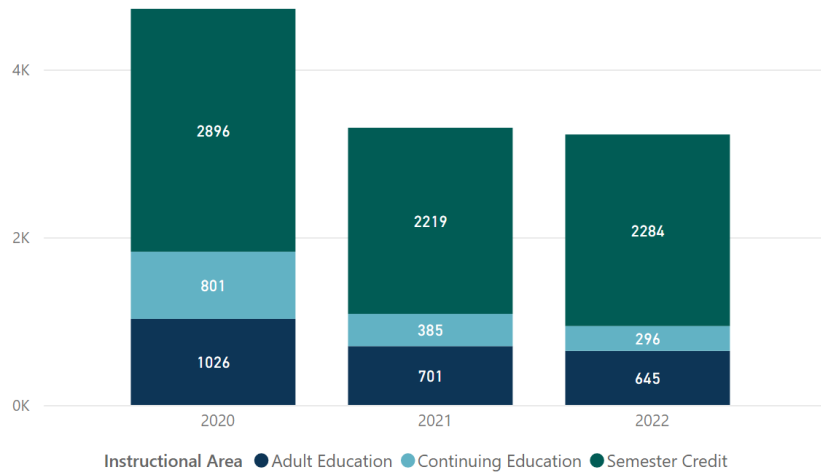
Degrees & Certificates:
 *2021 - 2022 GEDs are excluded due to data source changes.

CITY COLLEGES OF CHICAGO

Community College District No. 508



Enrollment, by Instructional Area



Home College Enrolled

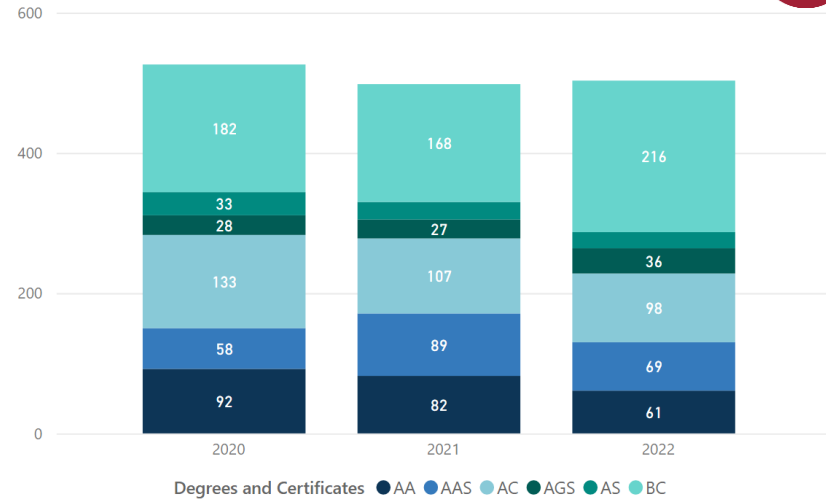
KK

Fiscal Year

All

Instructional Area	2020	2021	2022
Semester Credit	2896	2219	2284
Continuing Education	801	385	296
Adult Education	1026	701	645
Total	4562	3257	3184

Degrees and Certificates



Home College Awarded

KK

Gender

All

Degree/Certificate Type	2020	2021	2022
AA - Associate of Arts	92	82	88
AAS - Associate of Applied Science	58	89	76
AC - Advanced Certificate	133	107	103
AES - Associate of Engineering Science			1
AGS - Associate of General Studies	28	27	41
AS - Associate of Science	33	25	30
BC - Basic Certificate	182	168	231
GED	30		
Total	556	498	570

Degrees & Certificates:

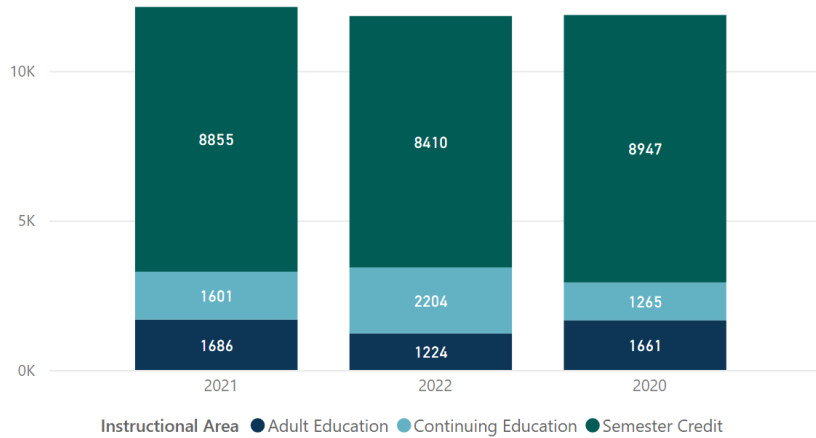
*2021 - 2022 GEDs are excluded due to data source changes.

CITY COLLEGES OF CHICAGO

Community College District No. 508



Enrollment, by Instructional Area



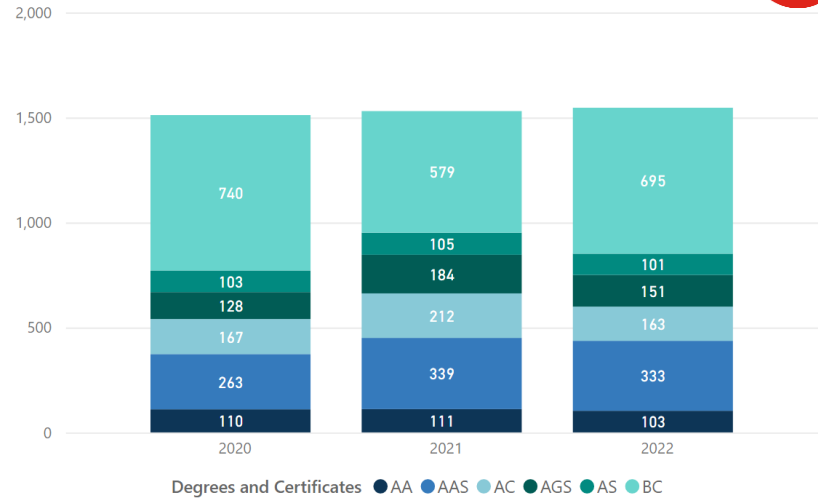
Instructional Area ● Adult Education ● Continuing Education ● Semester Credit

Home College Enrolled

Fiscal Year

Instructional Area	2020	2021	2022
Semester Credit	8947	8855	8410
Continuing Education	1265	1601	2204
Adult Education	1661	1686	1224
Total	11233	11771	11266

Degrees and Certificates



Degrees and Certificates ● AA ● AAS ● AC ● AGS ● AS ● BC

Home College Awarded

Gender

Degree/Certificate Type	2020	2021	2022
AA - Associate of Arts	110	111	170
AAS - Associate of Applied Science	263	339	345
AC - Advanced Certificate	167	212	167
AGS - Associate of General Studies	128	184	158
AS - Associate of Science	103	105	107
BC - Basic Certificate	740	579	719
GED	67		
Total	1578	1530	1666

Degrees & Certificates:

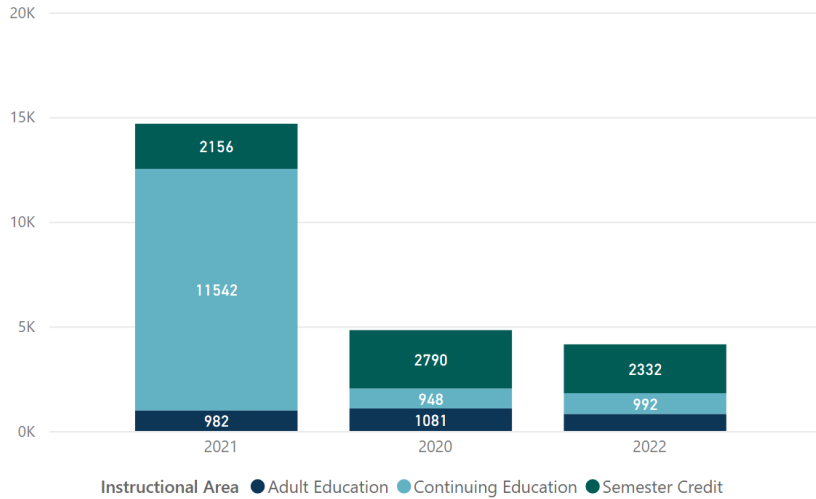
*2021 - 2022 GEDs are excluded due to data source changes.

CITY COLLEGES OF CHICAGO

Community College District No. 508



Enrollment, by Instructional Area



Instructional Area ● Adult Education ● Continuing Education ● Semester Credit

Home College Enrolled

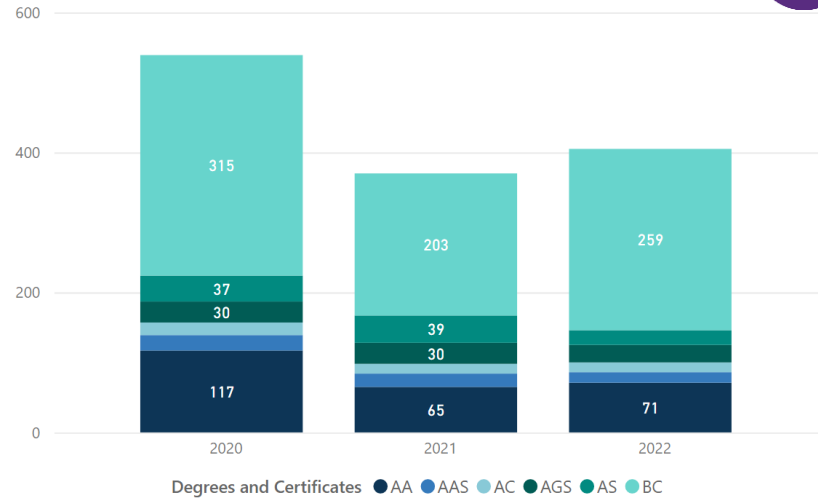
OH

Fiscal Year

All

Instructional Area	2020	2021	2022
Semester Credit	2790	2156	2332
Continuing Education	948	11542	992
Adult Education	1081	982	815
Total	4485	14499	3903

Degrees and Certificates



Degrees and Certificates ● AA ● AAS ● AC ● AGS ● AS ● BC

Home College Awarded

OH

Gender

All

Degree/Certificate Type	2020	2021	2022
AA - Associate of Arts	117	65	91
AAS - Associate of Applied Science	22	19	23
AC - Advanced Certificate	18	14	17
AGS - Associate of General Studies	30	30	27
AS - Associate of Science	37	39	27
BC - Basic Certificate	315	203	268
GED	29		
Total	568	370	453

Degrees & Certificates:

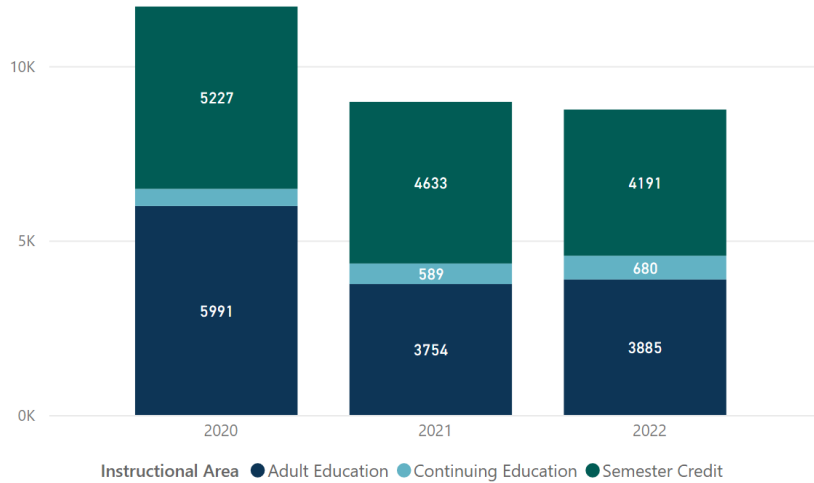
*2021 - 2022 GEDs are excluded due to data source changes.

CITY COLLEGES OF CHICAGO

Community College District No. 508



Enrollment, by Instructional Area



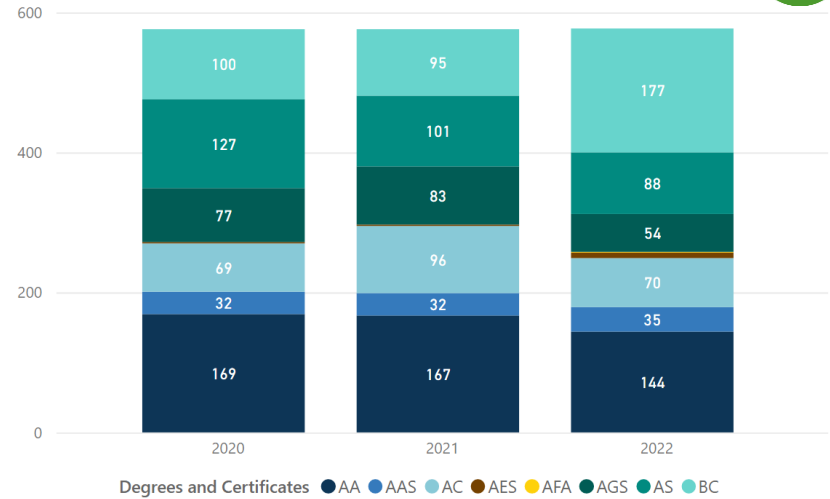
Instructional Area ● Adult Education ● Continuing Education ● Semester Credit

Home College Enrolled

Fiscal Year

Instructional Area	2020	2021	2022
Semester Credit	5227	4633	4191
Continuing Education	491	589	680
Adult Education	5991	3754	3885
Total	11332	8762	8550

Degrees and Certificates



Degrees and Certificates ● AA ● AAS ● AC ● AES ● AFA ● AGS ● AS ● BC

Home College Awarded

Gender

Degree/Certificate Type	2020	2021	2022
AA - Associate of Arts	169	167	215
AAS - Associate of Applied Science	32	32	42
AC - Advanced Certificate	69	96	75
AES - Associate of Engineering Science	2	2	11
AFA - Associate of Fine Arts			1
AGS - Associate of General Studies	77	83	67
AS - Associate of Science	127	101	103
BC - Basic Certificate	100	95	199
GED	48		
Total	624	576	713

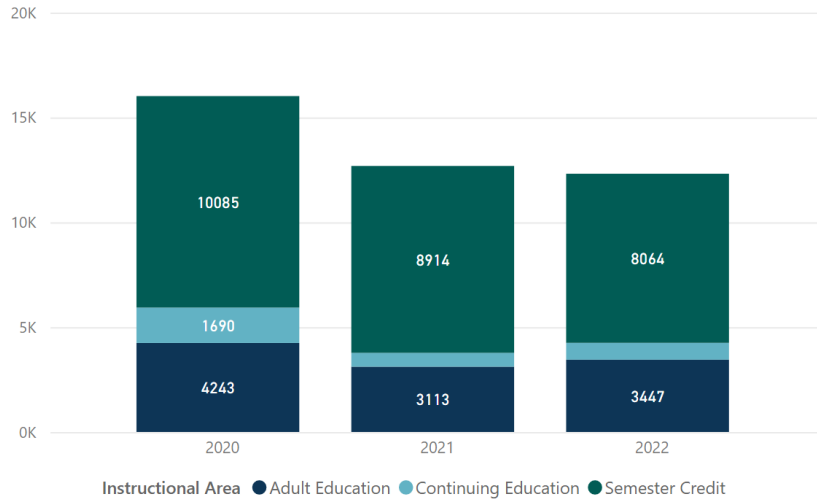
Degrees & Certificates:
 *2021 - 2022 GEDs are excluded due to data source changes.

CITY COLLEGES OF CHICAGO

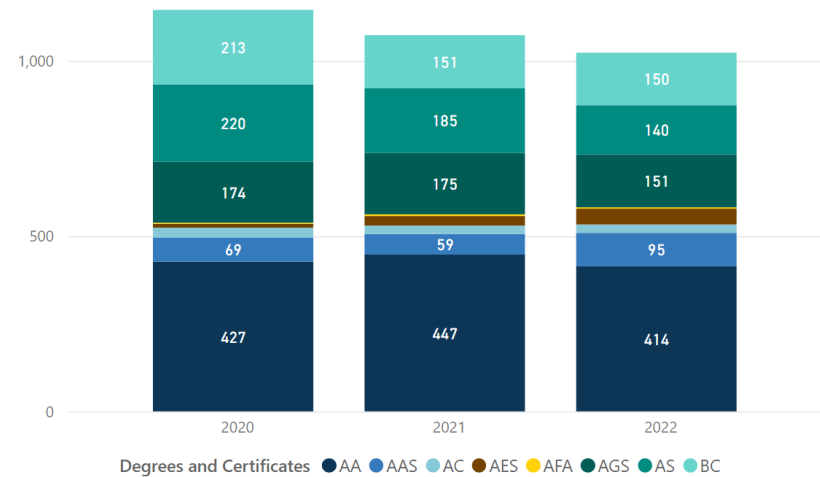
Community College District No. 508



Enrollment, by Instructional Area



Degrees and Certificates



Home College Enrolled

WR

Fiscal Year

All

Instructional Area	2020	2021	2022
Semester Credit	10085	8914	8064
Continuing Education	1690	659	804
Adult Education	4243	3113	3447
Total	15739	12517	12154

Home College Awarded

WR

Gender

All

Degree/Certificate Type	2020	2021	2022
AA - Associate of Arts	427	447	617
AAS - Associate of Applied Science	69	59	132
AC - Advanced Certificate	28	24	37
AES - Associate of Engineering Science	11	27	48
AFA - Associate of Fine Arts	3	5	4
AGS - Associate of General Studies	174	175	171
AS - Associate of Science	220	185	168
BC - Basic Certificate	213	151	222
GED	73		
Total	1218	1073	1399

Degrees & Certificates:

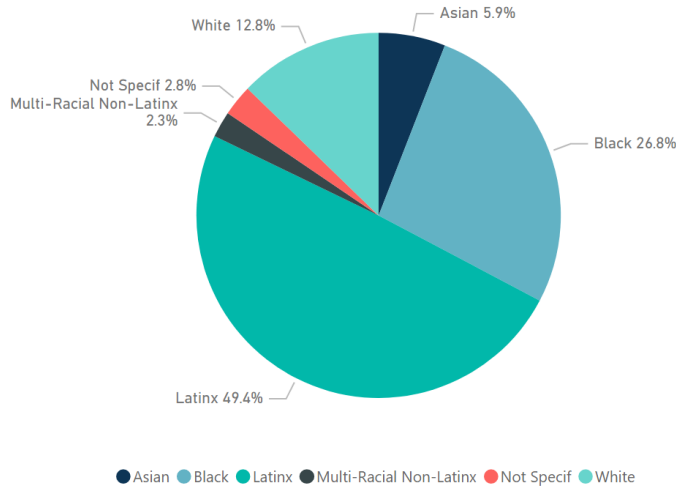
*2021 - 2022 GEDs are excluded due to data source changes.

CITY COLLEGES OF CHICAGO

Community College District No. 508



Enrollment, by Ethnicity

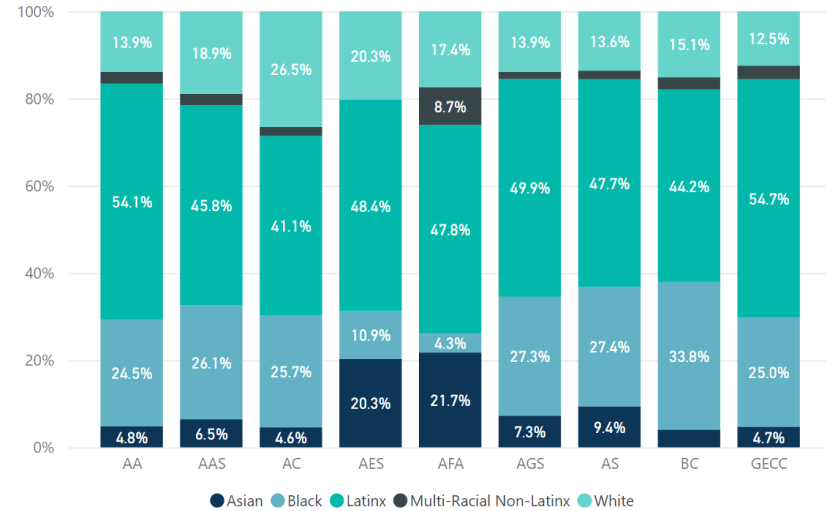


Home College Enrolled: Fiscal Year:

Instructional Area	Asian	Black	Latinx	Multi-Racial Non-Latinx	Not Specif
Adult Education	816	2154	8423	191	1
Continuing Education	230	1803	1804	104	1214
Semester Credit	2350	11437	17970	1023	307
Total	3259	14748	27185	1270	1517

2021 Enrollment: American Indian - Credit: 44 Adult. Ed.: 9 Continuing Ed.: 5 Total: 58;
 Hawaiian/Pacific Islander - Credit: 42 Adult. Ed.: 8 Continuing Ed.: 3 Total: 51
 2021 Degrees and Certificates: American Indian - AC: 1, AGS: 1, BC: 2, GECC: 1;
 Hawaiian/Pacific Islander - AA: 1, AAS: 2, AGS: 1

Degrees and Certificates, by Ethnicity



Home College Awarded: Awarded Degree: Fiscal Year:

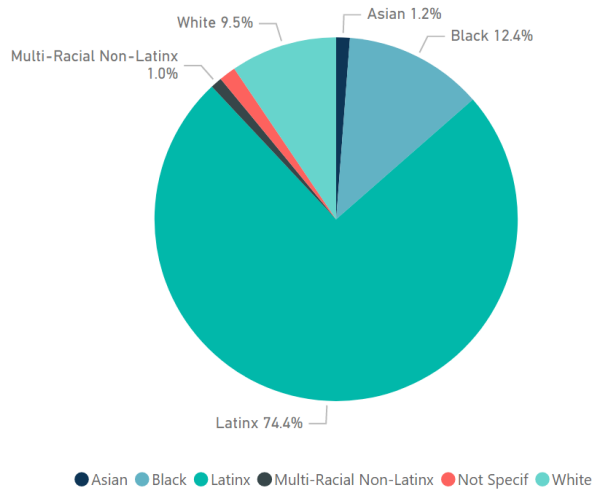
Degree Name	Asian	Black	Latinx	Multi-Racial Non-Latinx	White
AA - Associate of Arts	94	454	1001	49	258
AAS - Associate of Applied Science	42	198	351	22	137
AC - Advanced Certificate	32	179	287	14	175
AES - Associate of Engineering Science	13	11	37	2	13
AFA - Associate of Fine Arts	5	1	12	2	4
AGS - Associate of General Studies	45	191	347	13	94
AS - Associate of Science	70	204	370	17	99
BC - Basic Certificate	86	709	984	61	317
Total	356	1741	3040	161	989

CITY COLLEGES OF CHICAGO

Community College District No. 508



Enrollment, by Ethnicity

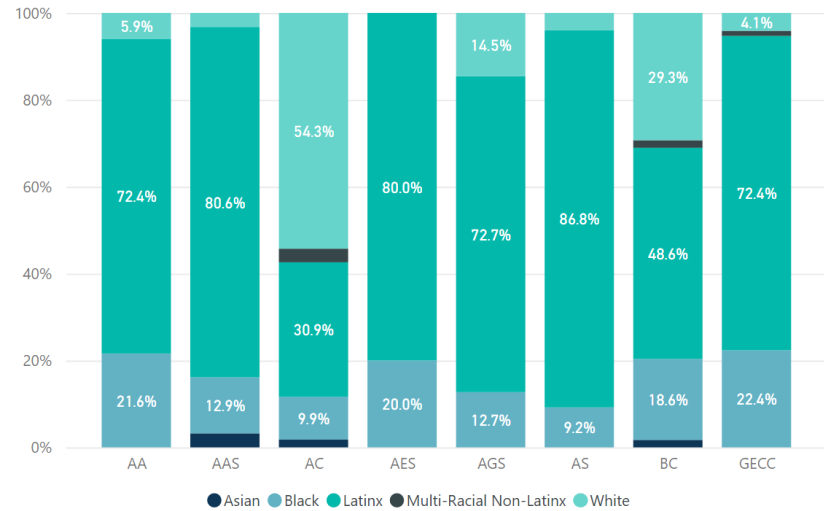


Home College Enrolled: Fiscal Year:

Instructional Area	Asian	Black	Latinx	Multi-Racial Non-Latinx	Not Specif
Adult Education	38	79	2613	9	
Continuing Education	4	167	350	6	75
Semester Credit	67	787	3199	70	44
Total	97	988	5952	82	119

2021 Enrollment: American Indian - Credit: 44 Adult. Ed.: 9 Continuing Ed.: 5 Total: 58;
 Hawaiian/Pacific Islander - Credit: 42 Adult. Ed.: 8 Continuing Ed.: 3 Total: 51
 2021 Degrees and Certificates: American Indian - AC: 1, AGS: 1, BC: 2, GECC: 1;
 Hawaiian/Pacific Islander - AA: 1, AAS: 2, AGS: 1

Degrees and Certificates, by Ethnicity



Home College Awarded: Awarded Degree: Fiscal Year:

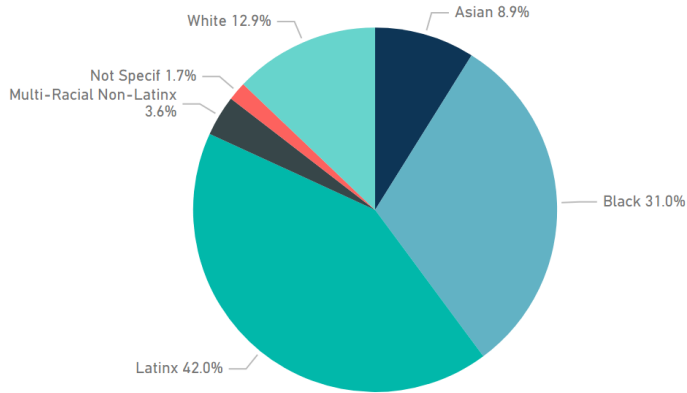
Degree Name	Asian	Black	Latinx	Multi-Racial Non-Latinx	White
AA - Associate of Arts		47	148		13
AAS - Associate of Applied Science	1	8	33		2
AC - Advanced Certificate	4	24	79	7	121
AES - Associate of Engineering Science		3	5		
AFA - Associate of Fine Arts			1		
AGS - Associate of General Studies		8	50		9
AS - Associate of Science		8	76	2	3
BC - Basic Certificate	5	60	160	5	85
Total	10	144	469	12	197

CITY COLLEGES OF CHICAGO

Community College District No. 508



Enrollment, by Ethnicity



● Asian ● Black ● Latinx ● Multi-Racial Non-Latinx ● Not Specif ● White

Home College Enrolled

HW

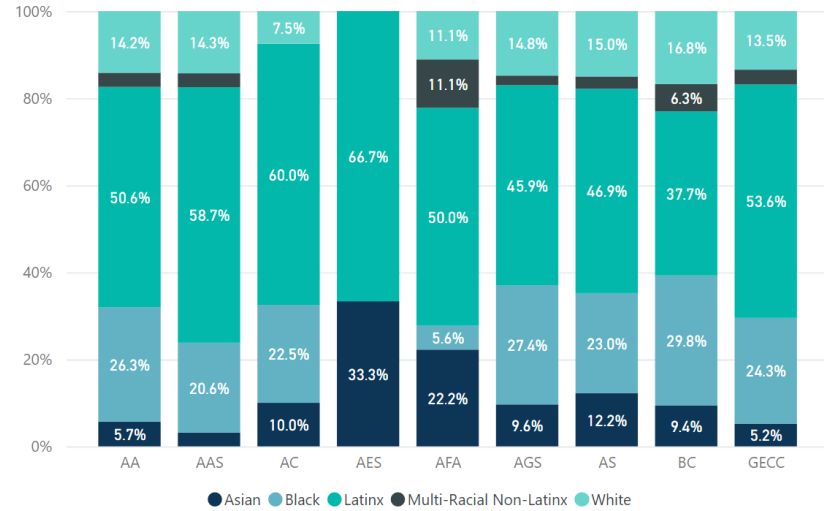
Fiscal Year

2022

Instructional Area	Asian	Black	Latinx	Multi-Racial Non-Latinx	Not Specif
Continuing Education	19	100	110	14	67
Semester Credit	742	2558	3487	296	74
Total	758	2641	3579	307	141

2021 Enrollment: American Indian - Credit: 44 Adult. Ed.: 9 Continuing Ed.: 5 Total: 58;
 Hawaiian/Pacific Islander - Credit: 42 Adult. Ed.: 8 Continuing Ed.: 3 Total: 51
 2021 Degrees and Certificates: American Indian - AC: 1, AGS: 1, BC: 2, GECC: 1;
 Hawaiian/Pacific Islander - AA: 1, AAS: 2, AGS: 1

Degrees and Certificates, by Ethnicity



● Asian ● Black ● Latinx ● Multi-Racial Non-Latinx ● White

Home College Awarded

HW

Awarded Degree

All

Fiscal Year

2022

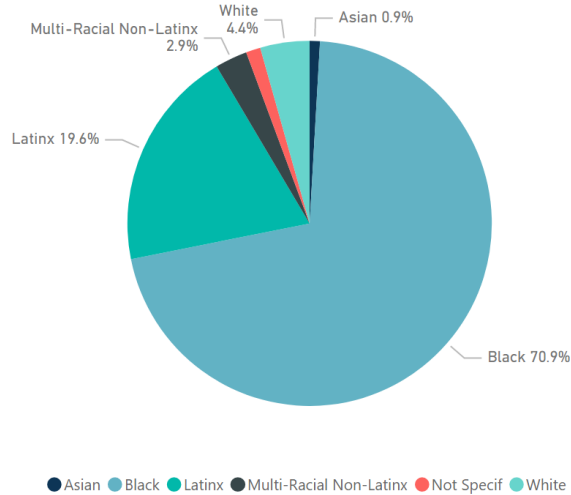
Degree Name	Asian	Black	Latinx	Multi-Racial Non-Latinx	White
AA - Associate of Arts	44	208	403	25	113
AAS - Associate of Applied Science	2	20	56	4	12
AC - Advanced Certificate	4	16	32		8
AES - Associate of Engineering Science	2		5	1	
AFA - Associate of Fine Arts	4	1	9	2	2
AGS - Associate of General Studies	13	47	77	4	26
AS - Associate of Science	28	58	126	7	34
BC - Basic Certificate	20	78	130	14	37
Total	112	394	768	52	216

CITY COLLEGES OF CHICAGO

Community College District No. 508



Enrollment, by Ethnicity

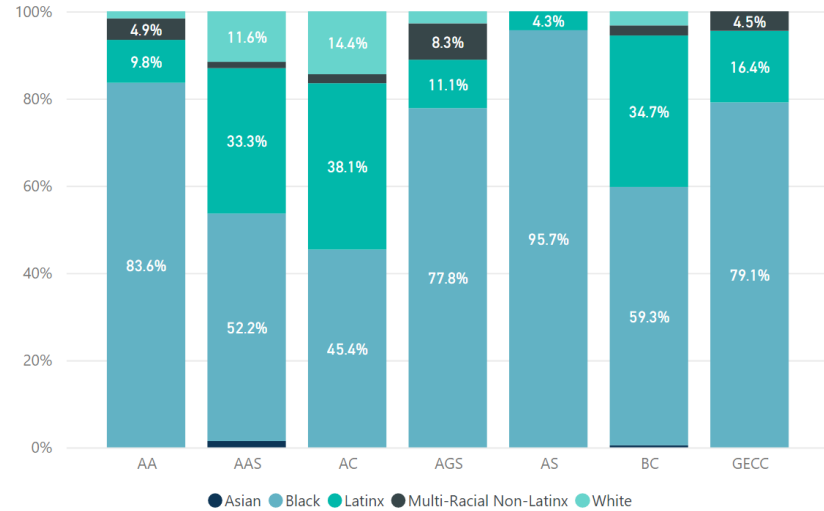


Home College Enrolled: Fiscal Year:

Instructional Area	Asian	Black	Latinx	Multi-Racial Non-Latinx	Not Specif
Adult Education	6	528	82	25	
Continuing Education	2	160	61	10	11
Semester Credit	21	1604	485	56	30
Total	29	2256	624	91	41

2021 Enrollment: American Indian - Credit: 44 Adult. Ed.: 9 Continuing Ed.: 5 Total: 58;
 Hawaiian/Pacific Islander - Credit: 42 Adult. Ed.: 8 Continuing Ed.: 3 Total: 51
 2021 Degrees and Certificates: American Indian - AC: 1, AGS: 1, BC: 2, GECC: 1;
 Hawaiian/Pacific Islander - AA: 1, AAS: 2, AGS: 1

Degrees and Certificates, by Ethnicity



Home College Awarded: Awarded Degree: Fiscal Year:

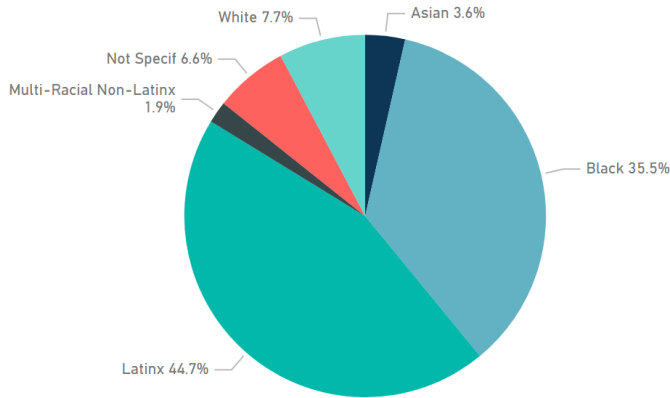
Degree Name	Asian	Black	Latinx	Multi-Racial Non-Latinx	White
AA - Associate of Arts		56	11	3	1
AAS - Associate of Applied Science	1	42	23	2	8
AC - Advanced Certificate		49	37	2	14
AES - Associate of Engineering Science		1			
AGS - Associate of General Studies		32	4	3	1
AS - Associate of Science		26	2		
BC - Basic Certificate	1	128	70	5	7
Total	1	286	126	14	30

CITY COLLEGES OF CHICAGO

Community College District No. 508



Enrollment, by Ethnicity



● Asian ● Black ● Latinx ● Multi-Racial Non-Latinx ● Not Specif ● White

Home College Enrolled

MX

Fiscal Year

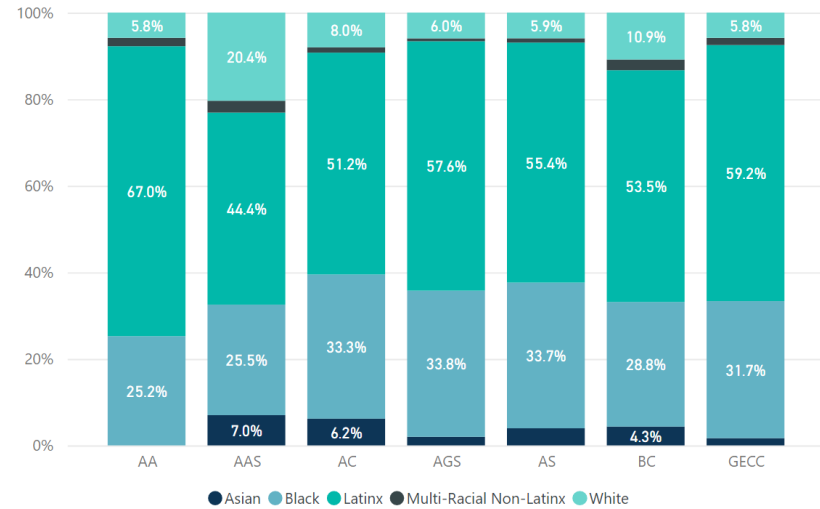
2022

Instructional Area	Asian	Black	Latinx	Multi-Racial Non-Latinx	Not Specif
--------------------	-------	-------	--------	-------------------------	------------

Adult Education	91	447	583	25	1
Continuing Education	68	600	623	27	692
Semester Credit	271	3109	4119	178	49
Total	400	3991	5025	218	740

2021 Enrollment: American Indian - Credit: 44 Adult. Ed.: 9 Continuing Ed.: 5 Total: 58;
 Hawaiian/Pacific Islander - Credit: 42 Adult. Ed.: 8 Continuing Ed.: 3 Total: 51
 2021 Degrees and Certificates: American Indian - AC: 1, AGS: 1, BC: 2, GECC: 1;
 Hawaiian/Pacific Islander - AA: 1, AAS: 2, AGS: 1

Degrees and Certificates, by Ethnicity



● Asian ● Black ● Latinx ● Multi-Racial Non-Latinx ● White

Home College Awarded

MX

Awarded Degree

All

Fiscal Year

2022

Degree Name	Asian	Black	Latinx	Multi-Racial Non-Latinx	White
-------------	-------	-------	--------	-------------------------	-------

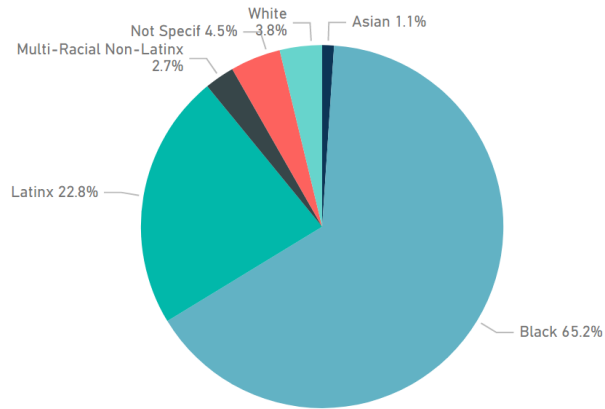
AA - Associate of Arts	1	35	82	2	8
AAS - Associate of Applied Science	23	88	153	9	68
AC - Advanced Certificate	10	54	86	2	13
AGS - Associate of General Studies	3	54	89	1	9
AS - Associate of Science	5	37	57	1	6
BC - Basic Certificate	30	204	382	18	76
Total	70	438	811	32	174

CITY COLLEGES OF CHICAGO

Community College District No. 508



Enrollment, by Ethnicity



● Asian ● Black ● Latinx ● Multi-Racial Non-Latinx ● Not Specif ● White

Home College Enrolled

OH ▾

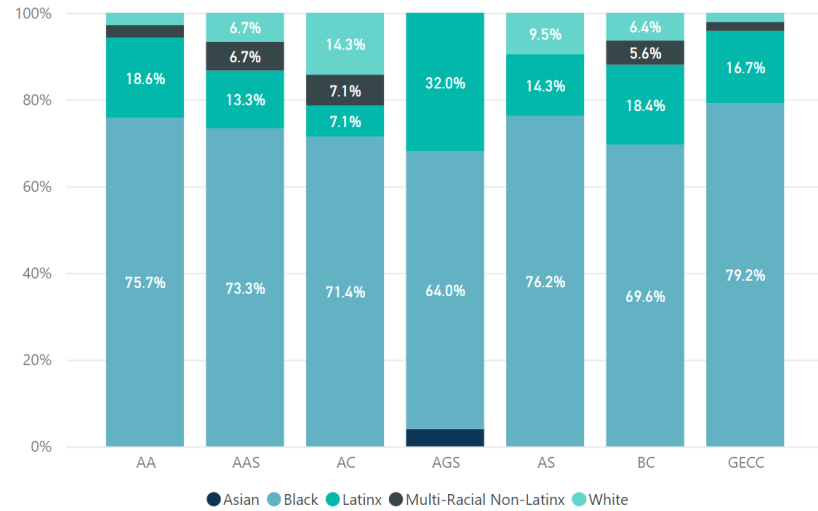
Fiscal Year

2022 ▾

Instructional Area	Asian	Black	Latinx	Multi-Racial Non-Latinx	Not Specif
Adult Education	2	479	304	15	
Continuing Education	32	532	179	27	144
Semester Credit	10	1713	433	74	31
Total	41	2543	888	104	175

2021 Enrollment: American Indian - Credit: 44 Adult. Ed.: 9 Continuing Ed.: 5 Total: 58;
 Hawaiian/Pacific Islander - Credit: 42 Adult. Ed.: 8 Continuing Ed.: 3 Total: 51
 2021 Degrees and Certificates: American Indian - AC: 1, AGS: 1, BC: 2, GECC: 1;
 Hawaiian/Pacific Islander - AA: 1, AAS: 2, AGS: 1

Degrees and Certificates, by Ethnicity



Home College Awarded

OH ▾

Awarded Degree

All ▾

Fiscal Year

2022 ▾

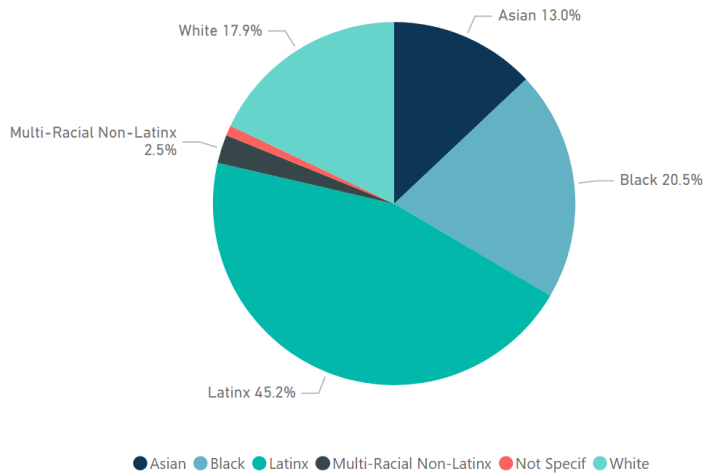
Degree Name	Asian	Black	Latinx	Multi-Racial Non-Latinx	White
AA - Associate of Arts		59	13	2	2
AAS - Associate of Applied Science		16	5	1	1
AC - Advanced Certificate		12	2	1	2
AGS - Associate of General Studies	1	18	8		
AS - Associate of Science		18	5	1	3
BC - Basic Certificate		181	47	14	16
Total	1	282	76	18	21

CITY COLLEGES OF CHICAGO

Community College District No. 508



Enrollment, by Ethnicity

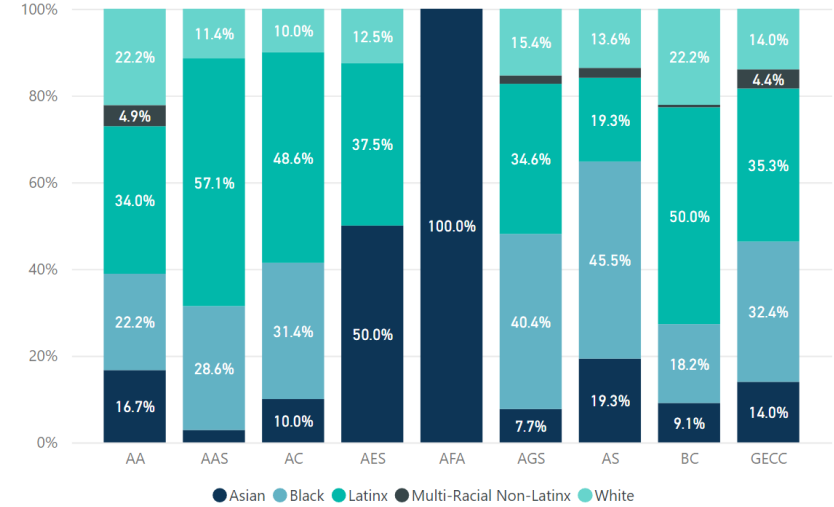


Home College Enrolled: Fiscal Year:

Instructional Area	Asian	Black	Latinx	Multi-Racial Non-Latinx	Not Specif
Adult Education	559	526	2244	64	
Continuing Education	56	180	205	12	55
Semester Credit	523	1083	1508	142	22
Total	1107	1746	3850	216	77

2021 Enrollment: American Indian - Credit: 44 Adult. Ed.: 9 Continuing Ed.: 5 Total: 58;
 Hawaiian/Pacific Islander - Credit: 42 Adult. Ed.: 8 Continuing Ed.: 3 Total: 51
 2021 Degrees and Certificates: American Indian - AC: 1, AGS: 1, BC: 2, GECC: 1;
 Hawaiian/Pacific Islander - AA: 1, AAS: 2, AGS: 1

Degrees and Certificates, by Ethnicity



Home College Awarded: Awarded Degree: Fiscal Year:

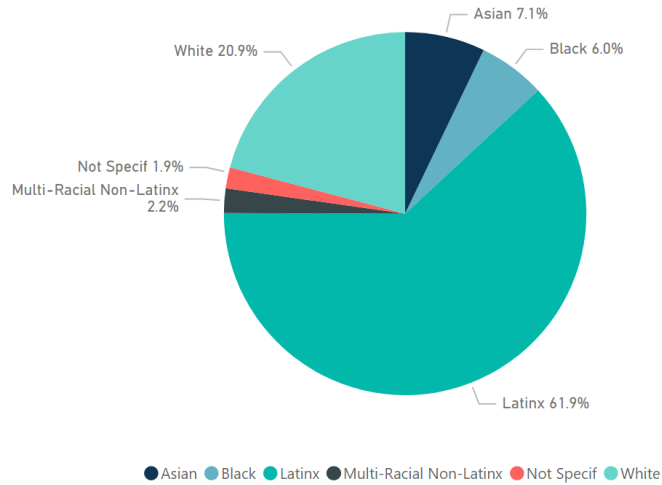
Degree Name	Asian	Black	Latinx	Multi-Racial Non-Latinx	White
AA - Associate of Arts	29	34	55	7	36
AAS - Associate of Applied Science	1	12	23	1	5
AC - Advanced Certificate	8	25	34		8
AES - Associate of Engineering Science	4	1	4	1	1
AFA - Associate of Fine Arts	1				
AGS - Associate of General Studies	5	27	22	1	9
AS - Associate of Science	20	44	20	2	13
BC - Basic Certificate	19	38	89	3	40
Total	78	169	223	13	107

CITY COLLEGES OF CHICAGO

Community College District No. 508



Enrollment, by Ethnicity

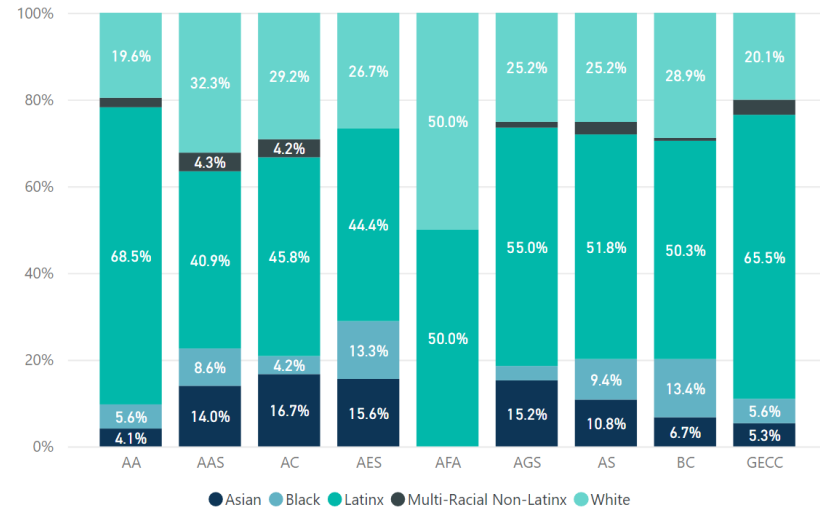


Home College Enrolled: Fiscal Year:

Instructional Area	Asian	Black	Latinx	Multi-Racial Non-Latinx	Not Specif
Adult Education	120	95	2596	53	
Continuing Education	49	64	276	8	170
Semester Credit	716	580	4739	207	57
Total	867	726	7519	263	227

2021 Enrollment: American Indian - Credit: 44 Adult. Ed.: 9 Continuing Ed.: 5 Total: 58;
 Hawaiian/Pacific Islander - Credit: 42 Adult. Ed.: 8 Continuing Ed.: 3 Total: 51
 2021 Degrees and Certificates: American Indian - AC: 1, AGS: 1, BC: 2, GECC: 1;
 Hawaiian/Pacific Islander - AA: 1, AAS: 2, AGS: 1

Degrees and Certificates, by Ethnicity



Home College Awarded: Awarded Degree: Fiscal Year:

Degree Name	Asian	Black	Latinx	Multi-Racial Non-Latinx	White
AA - Associate of Arts	20	24	308	11	89
AAS - Associate of Applied Science	14	12	58	5	41
AC - Advanced Certificate	6	1	19	2	9
AES - Associate of Engineering Science	7	6	23		12
AFA - Associate of Fine Arts			2		2
AGS - Associate of General Studies	23	5	97	4	40
AS - Associate of Science	18	13	87	4	40
BC - Basic Certificate	14	26	111	3	57
Total	91	77	633	25	260