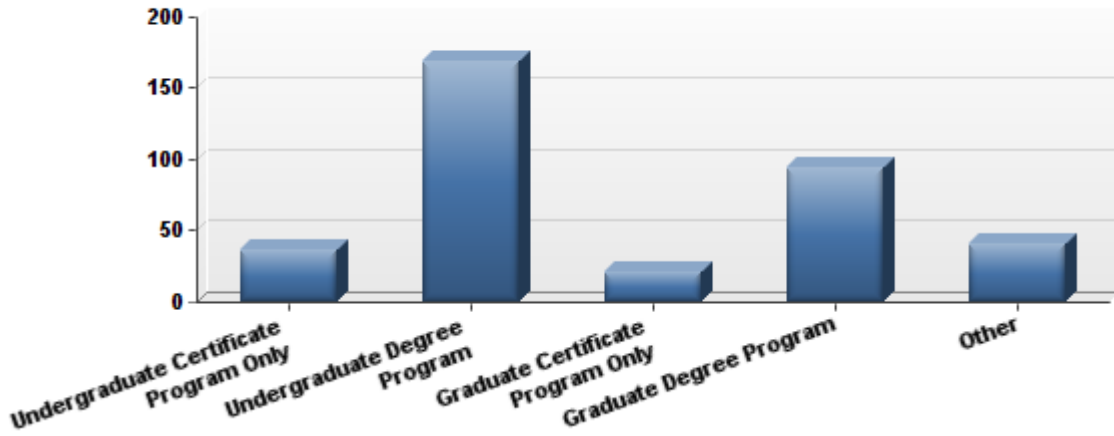


**Higher Learning Commission
Student Survey Results**

**City Colleges of Chicago-Kennedy-King College
(N=386)**

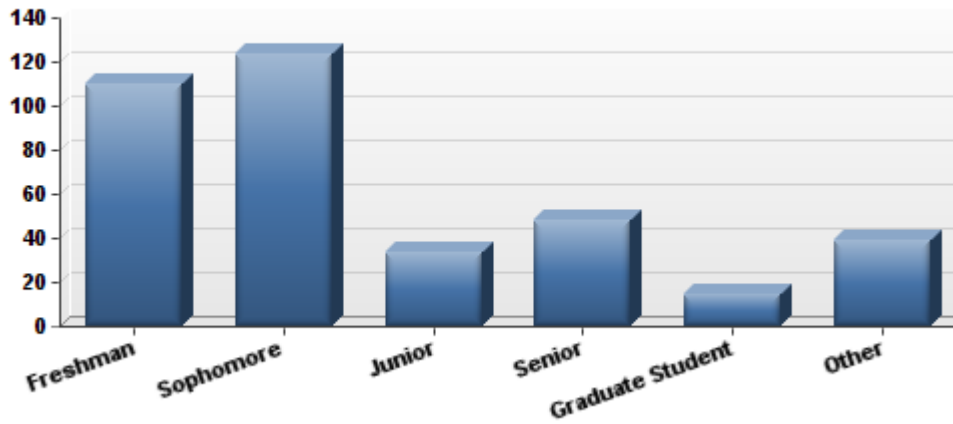
1. Please rate your level of agreement with the following statements:

#	Question	Strongly Disagree	Disagree	Neutral	Agree	Strongly Agree	Total Responses	Mean
1	I am satisfied with the progress I am making toward completing my degree	23	15	29	118	192	377	4.17
2	Faculty who teach provide helpful instruction	16	11	26	135	188	376	4.24
3	Faculty are available when I need help	15	12	42	133	172	374	4.16
4	Course content is appropriately challenging for my program of study	21	15	44	141	154	375	4.05
5	Faculty who teach are knowledgeable about their subject areas	17	6	19	120	215	377	4.35
6	The school worked with me to identify an academic program that met my goals	31	24	55	122	134	366	3.83
7	An academic advisor provided me with accurate information about the requirements necessary to fulfill my course of study	28	35	53	113	137	366	3.81
8	An academic advisor was available to help me with questions about my course of study	30	26	46	122	144	368	3.88
9	I was placed at the appropriate course level that matched my academic preparation	19	10	55	142	139	365	4.02
10	When I have non-academic questions, I can reach someone who can help me in a timely way	27	33	80	115	107	362	3.67
11	Courses required to complete my degree are available when I need to take them	25	26	54	138	127	370	3.85
12	The communication I received from the school about the overall enrollment process was clear	31	25	55	133	130	374	3.82
13	Prior to enrollment, I received clear information as to how much my education would cost	32	39	58	113	126	368	3.71
14	Prior to enrollment, a school financial aid officer provided financial aid counseling to help me understand the responsibilities of borrowing money to finance my education	45	59	55	99	95	353	3.40
15	Overall, I am satisfied with my experience at the school	26	24	44	123	155	372	3.96



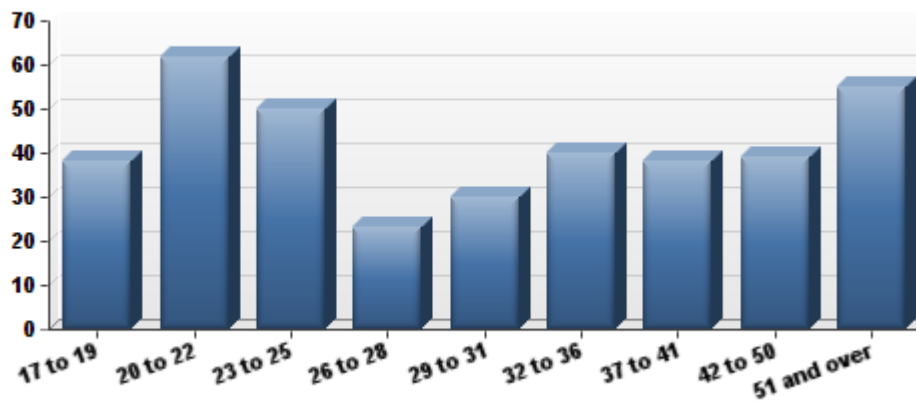
4. What is your student classification?

Answer	Response	%
Freshman	110	30%
Sophomore	124	34%
Junior	34	9%
Senior	48	13%
Graduate Student	15	4%
Other	39	11%
Total	370	100%



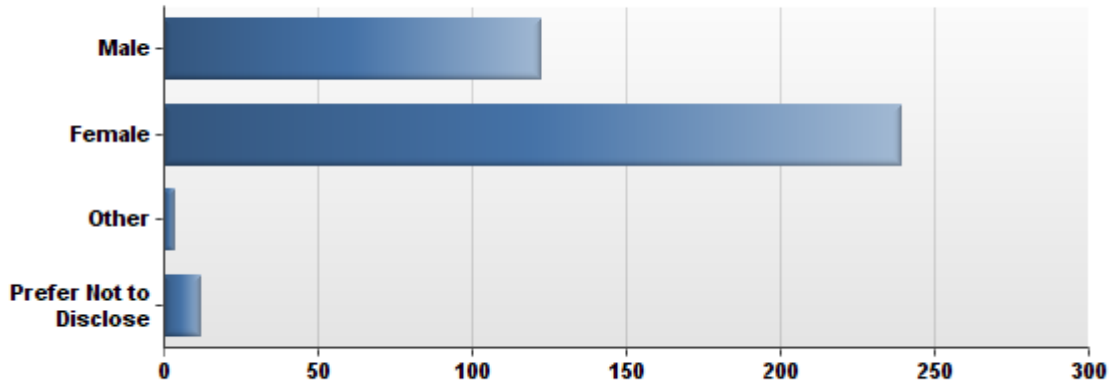
5. What is your current age?

Answer	Response	%
17 to 19	38	10%
20 to 22	62	17%
23 to 25	50	13%
26 to 28	23	6%
29 to 31	30	8%
32 to 36	40	11%
37 to 41	38	10%
42 to 50	39	10%
51 and over	55	15%
Total	375	100%



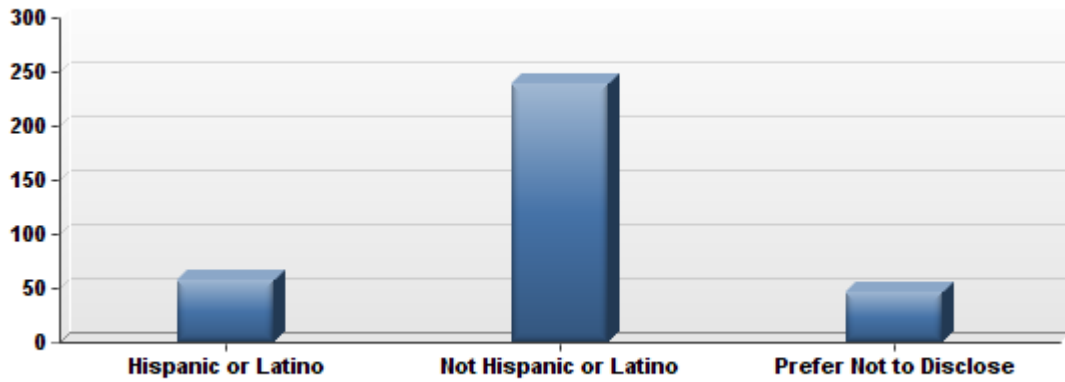
6. What is your gender?

Answer	Response	%
Male	122	32%
Female	239	64%
Other	3	1%
Prefer Not to Disclose	12	3%
Total	376	100%



7. What is your ethnicity?

Answer	Response	%
Hispanic or Latino	57	17%
Not Hispanic or Latino	239	70%
Prefer Not to Disclose	47	14%
Total	343	100%



8. What is your race? (choose all that apply)

Answer	Response	%
American Indian or Alaska Native	4	1%
Asian	5	1%
Black or African American	263	74%
Native Hawaiian or Other Pacific Islander	3	1%
White	39	11%
Prefer Not to Disclose	53	15%

